

ORTHOPEDIC FOUNDATION FOR ANIMALS, INC.

PENARA'S WITHOUT WARNING
registered name

SR42853502
registration no.

LABRADOR RETRIEVER
breed

M
sex

YELLOW
color

4/5/2007
date of birth

490563130E
tattoo/microchip/DNA profile

25
age at evaluation in months

1320561
application number


LR-184294G25M-VPI
O.F.A. NUMBER

11/20/2009
date of report

*This number issued with the right to correct or
revoke by the Orthopedic Foundation for Animals.*



A Not-For-Profit Organization



Based upon the radiograph submitted the consensus was that no evidence of hip dysplasia was recognized

The hip joint conformation was evaluated as: **GOOD**

owner

HEATHER HORN

G.G. Keller DVM

G.G.KELLER, D.V.M., M.S., DACVR
CHIEF OF VETERINARY SERVICES

www.offa.org

CORRECTED COPY 1/5/2010

ORTHOPEDIC FOUNDATION FOR ANIMALS, INC.

PENARA'S WITHOUT WARNING
registered name

SR42853502
registration no.

LABRADOR RETRIEVER
breed

M
sex

YELLOW
color

4/5/2007
date of birth

490563130E
tattoo/microchip/DNA profile

25
age at evaluation in months

1320561
application number


LR-EL45135M25-VPI
O.F.A. NUMBER

11/20/2009
date of report

*This number issued with the right to correct or
revoke by the Orthopedic Foundation for Animals.*



A Not-For-Profit Organization



Based upon the radiograph submitted the consensus was that no evidence of elbow dysplasia was recognized

NORMAL

owner

HEATHER HORN

G.G. Keller DVM

G.G.KELLER, D.V.M., M.S., DACVR
CHIEF OF VETERINARY SERVICES

www.offa.org

CORRECTED COPY 1/5/2010

ORTHOPEDIC FOUNDATION FOR ANIMALS, INC.

PENARA'S WITHOUT WARNING

registered name

LABRADOR RETRIEVER

breed

YELLOW

color

490563130E

tattoo/microchip/DNA profile

1320561

application number

12/4/2008

date of report

SR42853502

registration no.

M

sex

4/5/2007

date of birth

18

age at evaluation in months

LR-CA3371/18M/S-VPI-ECHO

O.F.A. NUMBER

*This number issued with the right to correct or
revoke by the Orthopedic Foundation for Animals.*



A Not-For-Profit Organization

The results of the examination submitted to OFA indicate that no evidence of congenital cardiac disease was recognized.

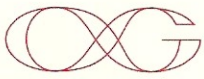
NORMAL - SPECIALIST, ECHO

owner

PAM NARANJO, DVM

HEATHER HORN

G.G. KELLER, D.V.M., M.S., DACVR
CHIEF OF VETERINARY SERVICES



Test Report

Pamela s Naranjo

Optigen Accession #: **07-5984**
Report issued for: **Rhys**

OptiGen Test Certificate

Optigen Accession #: 07-5984

Report Issued: 07/03/2007

Test Performed: **prcd Mutation Test for PRA**

Result: **Normal**
Sample Type: **Blood**

Registered Name: **Penara's Without Warning**

Reg#: **SR428535/02**

Breed: **Labrador Retriever**

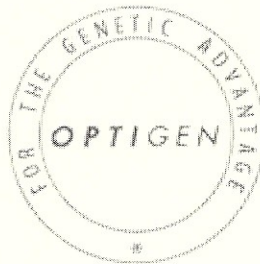
ID#: **490563130E**

Sex: **Male**

Date of Birth: **April 05, 2007**

Owner(s):

Pamela s Naranjo



Janette S Felix

OptiGen Authorized Signature

www.optigen.com

Test Results: Genotype of your dog is Normal/Clear.

Risk for developing prcd-PRA: This dog will never develop the prcd form of PRA (progressive rod-cone degeneration form of Progressive Retinal Atrophy). So far, the only inherited PRA disease known in dogs of your breed is the prcd form of PRA.

Significance for breeding: Genetically Normal/Clear dogs can be bred to any dog and will produce no pups affected with the prcd form of PRA.

For further information, please consult the OptiGen website at www.optigen.com.

International DNA Based Genetic Database: To register this result with OFA, make a copy, sign below, mail WITH FEE, to OFA, 2300 E. Nifong Blvd, Columbia, MO 65201-3856 or FAX to 573-875-5073. www.offa.org

I hereby certify that the sample submitted was of the animal described on this application. I authorize the OFA to release all information on the test results thus placing the results in the public domain and I hereby release OFA from any and all liability associated with the release of test information.

Signature of owner or authorized representative: _____

Veterinary Diagnostic Laboratory
College of Veterinary Medicine
1333 Gortner Avenue
St. Paul, MN 55108

1-800-605-8787
612-625-8787
Fax: 612-624-8707
e-mail: vdL@umn.edu
www.vdl.umn.edu

Accession Number: D08-063030

Owner: HORN/NARANJO, HEATHER/PA

Veterinarian:

Dr. Warren Deal, DVM
Monte Vista Animal Clinic
1851 W Hwy 160
Monte Vista, CO 81144

Site:

Received: 12/04/2008
Reference:
Species: Canine
Breed: Labrador Retriever
Age: 4/5/07 **Sex:** Intact Male

Weight:

Diagnostic Report: Genetic Test for Canine Exercise Induced Collapse (EIC)

Specimen From: Penara's Without Warning.

With Identification: 490563130E

With Registration Number: SR42853502

ID Verified by Veterinarian: Yes

Result: Clear

See following page for interpretation.

Orthopedic Foundation for Animals (OFA) International DNA Based Genetic Database: To register your result with the OFA, make a copy of this result page, sign below, and mail WITH FEE to:

Orthopedic Foundation for Animals
2300 E Nifong Blvd
Columbia, MO 65201-3806

or FAX to: 573-875-5073

I hereby certify that the sample submitted was of the animal described on this application. I authorize the OFA to verify any attached laboratory reports with the issuing lab. I further authorize the laboratory issuing the attached documentation to verify the reported test results with the OFA upon their direct request. I authorize the OFA to release all information on the test results thus placing the results in the public domain and I hereby release OFA from any and all liability associated with the release of test information.

Signature of owner or authorized representative: _____

- Fees**
- Submission fee/individual.....\$15.00
 - A litter of 3 or more submitted together.....\$30.00 total
 - Kennel rate:** Individuals submitted as a group, owned/co-owned by the same person
 - 5 or more individuals.....\$7.50 each

Payments can be made by check, money order (U.S. funds drawn on a U.S. bank), cash, Visa, or MasterCard, payable to the Orthopedic Foundation for Animals.

Visa/MasterCard Number Name on Card Exp Date CVV (security code)

Affected dogs at any age are no charge

Interpretation

Centronuclear Myopathy DNA Test

Case Number: 26850

Owner: Heather Horn

Canine Information

DNA ID Number: **44631**

Call Name: **Rhys**

Sex: **Male**

Birthdate: **4/5/2007**

Breed: **Labrador Retriever**

Coat Color: **Yellow**

Registered Name: **Penara's Without Warning**

Registry: **AKC**

Registration Number: **SR42853502**

Microchip/Tattoo: **490563130E**

Markings:

Report Date: 9/15/2010

DNA Result: **Clear (2 copies of the normal allele)**



Matt Shaunessy

Matt Shaunessy, Senior Scientist

OWNER Heather Thorpe

Address (Street & No., City, Zip Code)

Animal Registered Name

Breed/Variety Labrador Retriever

Coat color/type Yellow

Permanent ID# 490563130E



CANINE EYE REGISTRATION FOUNDATION

Veterinary Ophthalmology of New England Alan Bachrach, Jr., VMD, DACVO 139 East Street Petersham, MA 01366 (978) 724-0300

For litters, add number.

REGISTRATION NO. grid with columns for registration numbers and rows for breeders.

I hereby declare that the animal submitted for exam is the animal described above. Furthermore, I declare I am the owner or agent of the owner of this animal.

Signature [Handwritten Signature]

PRESS FIRMLY. FILL COMPLETELY. SEX Male Female

BIRTH DATE DAY MONTH YEAR grid

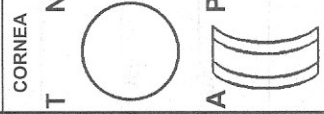
EXAM DATE DAY MONTH YEAR grid

FOR CERF USE ONLY BREED COLOR grid

577676 DO NOT MARK IN THIS AREA

RIGHT EYE GLOBE LEFT EYE

microphthalmos, dry eye, glaucoma, EYELIDS, entropion, ectropion, distichiasis, ectopic cilia, eury/macro blepharon, THIRD EYELID, cartilage anomaly/eversion, gland prolapse, CORNEA, dystrophy -- epithelial/stromal, dystrophy -- endothelial, inherited pannus, exposure/pigmentary keratitis, UVEA, iris/ciliary body cyst, iris coloboma, iris hypoplasia/sphincter dysplasia, pigmentary uveitis, uveal melanoma, persistent pupillary membranes



Endothelial opacity/no strands, Lens pigment foxtail/no strands, Iris to Cornea, Iris to Lens, Iris to Iris

RIGHT EYE FUNDUS LEFT EYE

retinal atrophy - generalized, retinal atrophy - suspicious, retinal dysplasia, retinopathy, choroidal hypoplasia, staphyloma/coloboma, retinal detachment, optic nerve coloboma, optic nerve hypoplasia, micropapilla, OTHER UNLISTED CONDITIONS, OTHER conditions suspected as not inherited, NORMAL

DUPLICATE FORM This dog's microchip has been scanned and matches the number provided on the form.

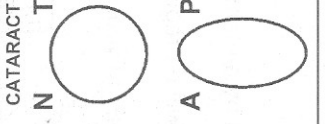
I certify that I have performed this ophthalmic examination using pharmacologic mydriasis, ophthalmoscopy, and biomicroscopy.

Signature [Handwritten Signature] Date

Diplomate, American College of Veterinary Ophthalmologists

COMMENTS

ACVO # grid



Endothelial opacity/no strands, Lens pigment foxtail/no strands, Iris to Cornea, Iris to Lens, Iris to Iris

DIFF. INTER. PUNC. PUNC. INTER. DIFF. anterior cortex, posterior cortex, equatorial cortex, anterior sutures, posterior sutures, nucleus, capsular, generalized, subluxation/luxation

VITREOUS PHPV/PTVL degeneration

art. chamber, vitreous, art. chamber

Owner Copy

Please note to ensure proper registration this original owner's copy must be mailed directly to CERF

THE AMERICAN KENNEL CLUB DNA PROFILE

PENARA'S WITHOUT WARNING

Breed: Labrador Retriever

DNA Profile #: V548930

Sex: Male

Date of Birth: April 05, 2007

Registration #: SR428535/02

ID #: 490563130E

Date of Analysis: January 16, 2009

Owned by: Pam Naranjo

The following genotype uniquely represents the MMI Genomics certified genetic identity of the dog named herein:

C0629208

SR428535/02

															
EE	IK	CC	FF	CG	FF	EE	BD	BC	CC	FH	BB	EE	XY		
PEZ 01	PEZ 03	PEZ 05	PEZ 06	PEZ 08	PEZ 12	PEZ 20	UCB 2010	UCB 2054	UCB 2079	PEZ 16	PEZ 17	PEZ 21	GEN		



AMERICAN
KENNEL CLUBSM

Margaret H. Poindexter

Margaret H. Poindexter, Assistant Vice-President
American Kennel Club®

Dennis Fantin
Ph.D., MBA

Dennis Fantin, Ph.D., MBA
MMI GENOMICS, INC.